

RANGE 1, Stage 6

“Santa Maria”

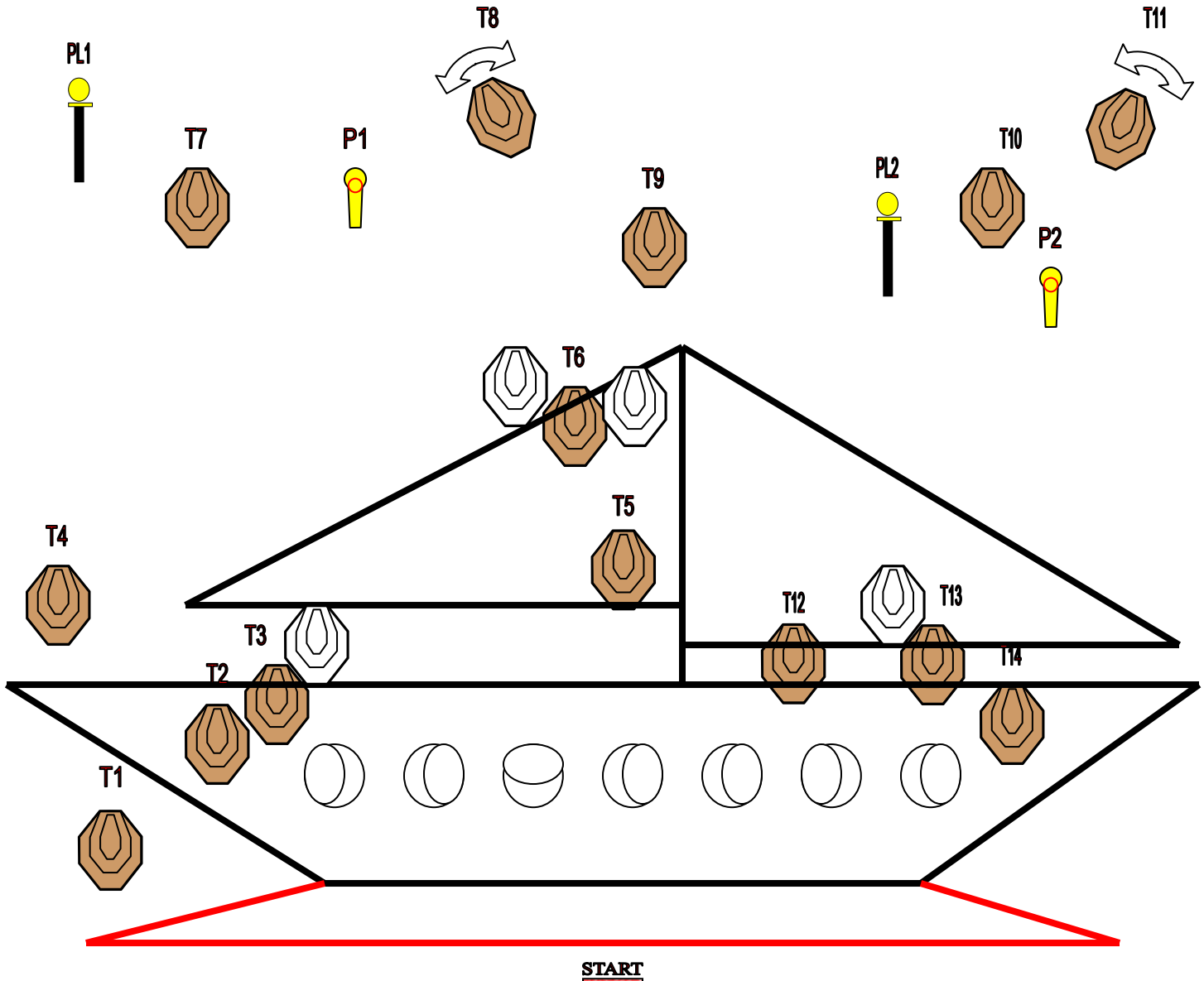
Type of Scoring: Comstock	Type of Course: Long Course
Minimum Rounds: 32	Targets: 14 IPSC Paper Targets
Possible Points: 160	2 mini Poppers
Start: Audible Signal	2 steel plates
Stop: Last Shot	

Start Position: Standing relaxed hands at sides.

Start Condition: Firearm is loaded and holstered.

Procedure: On the start signal, engage all targets from inside the fault lines. P1 activates T8 and P2 activates T11, T8 and T11 remains visible after rest

Penalties: As per current edition IPSC rules.



RANGE 2, Stage 3

“Careful, Please!”

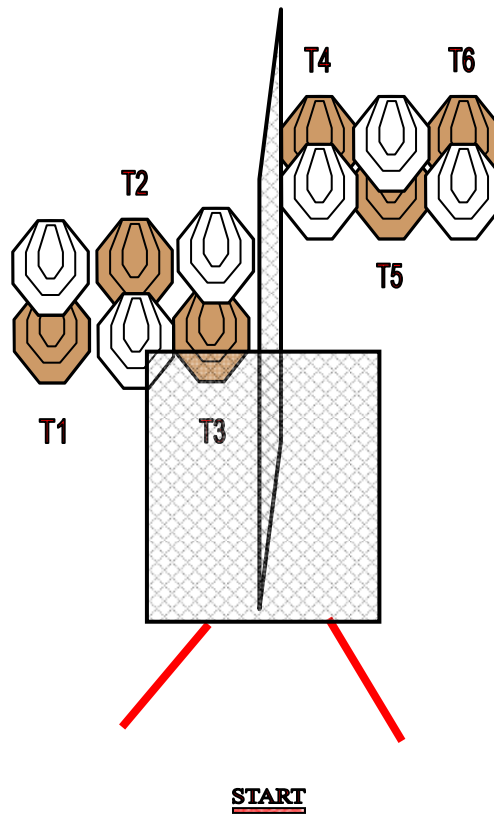
Type of Scoring: Comstock	Type of Course: Medium Course
Minimum Rounds: 12	Targets: 6 IPSC Paper Targets
Possible Points: 60	0 Poppers
Start: Audible Signal	0 Plates
Stop: Last Shot	

Start Position: Standing relaxed, hands at sides.

Start Condition: Firearm Loaded, and holstered.

Procedure: On the start signal, engage all targets from inside the fault lines.

Penalties: As per current edition IPSC rules.



RANGE 3, Stage 10

"Pinta's Bow"

Type of Scoring: Comstock	Type of Course: Short Course
Minimum Rounds: 8	Targets: 3 IPSC Paper Targets
Possible Points: 40	1 Plate
Start: Audible Signal	1 Popper
Stop: Last Shot	

Start Position: Standing in the Bow, holding the fishing rod with bold hands.

Start Condition: Firearm is loaded and holstered.

Procedure: On the start signal, engage all targets from the designated shooting area.

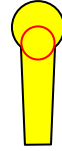
Penalties: As per current edition IPSC rules.



T1



PL1



P1



T3



T2

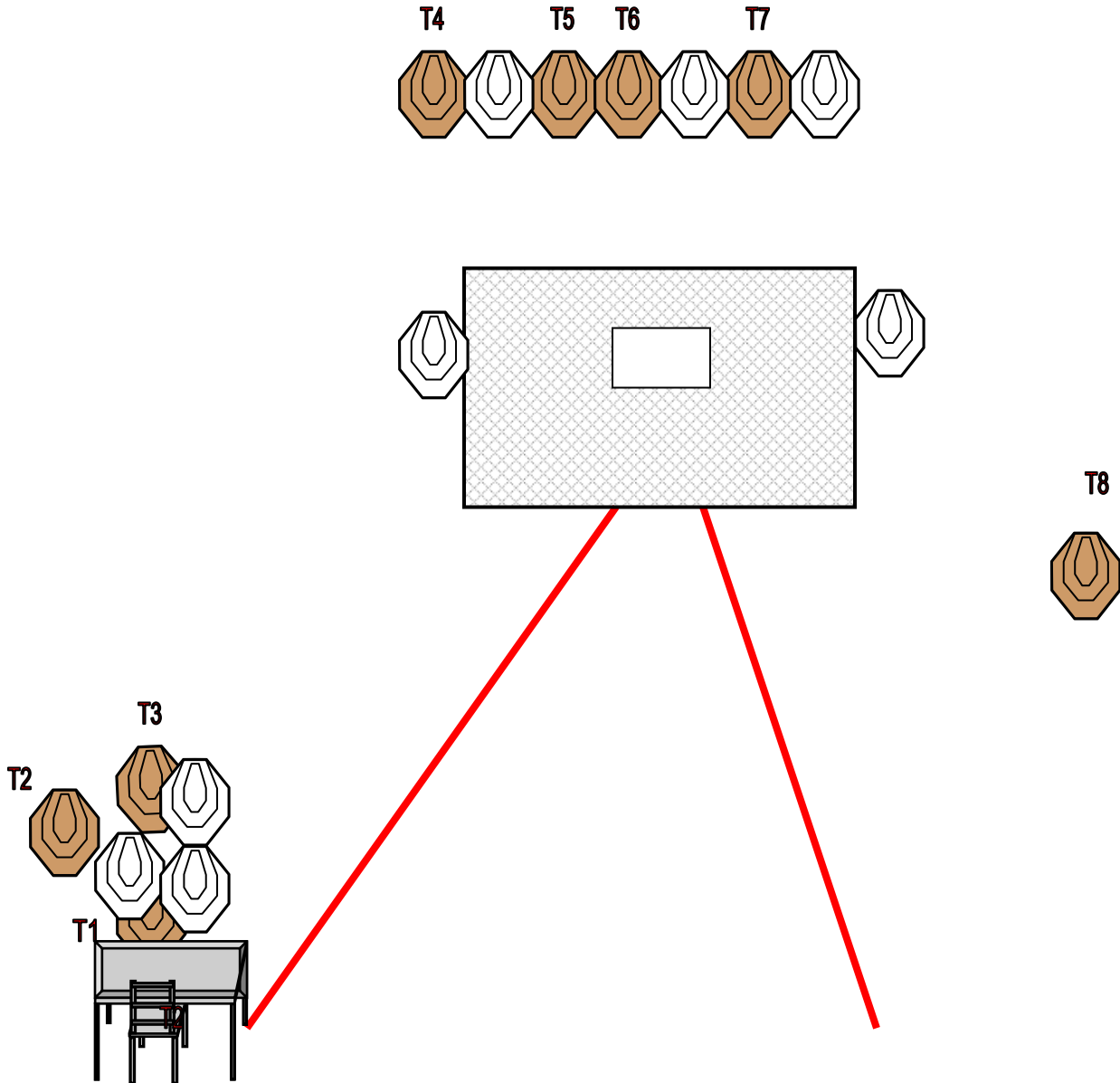


RANGE 4, Stage 2

"Table Manners"

Type of Scoring: Comstock	Type of Course: Medium Course
Minimum Rounds: 16	Targets: 8 IPSC Paper Targets
Possible Points: 80	0 Poppers
Start: Audible Signal	0 Plates
Stop: Last Shot	

Start Position: Sitting relaxed on the chair, hands touching knees.
Start Condition: Firearm is unloaded on the table, all magazines in your belt.
Procedure: On the start signal, engage all targets from inside the fault lines.
Penalties: As per current edition IPSC rules.



RANGE 5, Stage 7

“Don’t Rock the Boat”

Type of Scoring: Comstock

Type of Course: Medium Course

Minimum Rounds: 16

Targets: 8 IPSC Paper Targets

Possible Points: 80

Start: Audible Signal

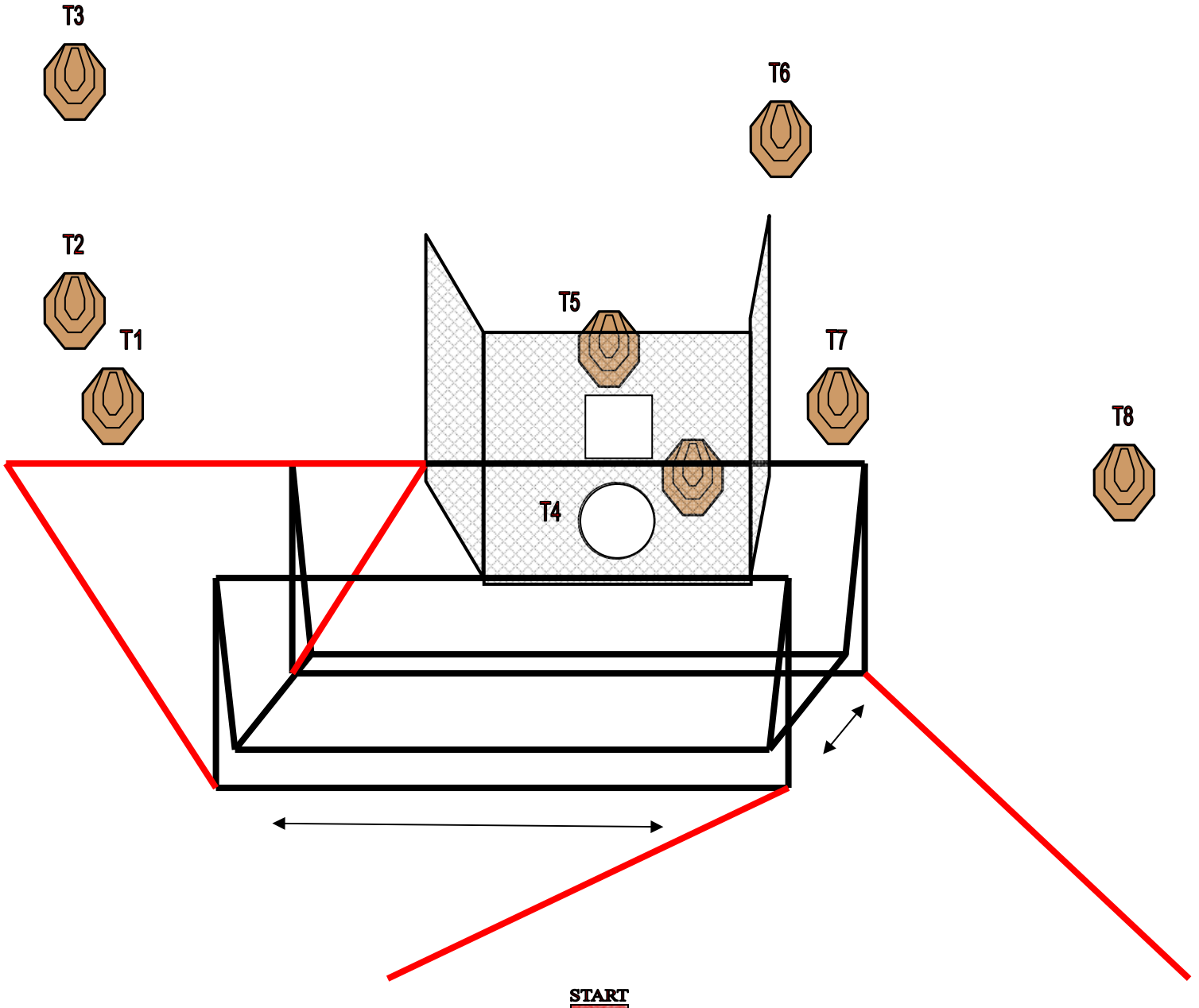
Stop: Last Shot

Start Position: Standing relaxed, hands at sides.

Start Condition: Firearm is loaded and holstered.

Procedure: On the start signal, engage all targets from inside the fault lines.

Penalties: As per current edition IPSC rules.



RANGE 6, Stage 5

“Don’t Get Tired”

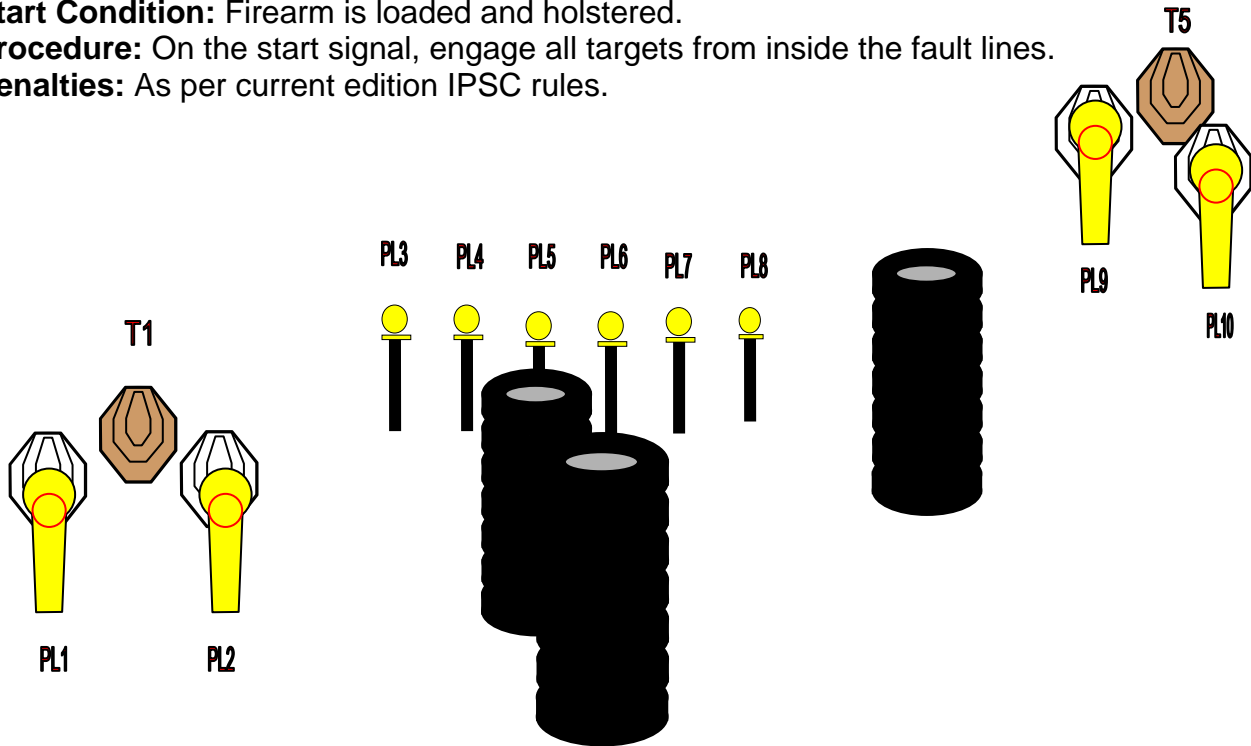
Type of Scoring: Comstock	Type of Course: Medium Course
Minimum Rounds: 14	Targets: 2 IPSC Paper Targets
Possible Points: 70	4 Poppers
Start: Audible Signal	6 Plates
Stop: Last Shot	

Start Position: Standing relaxed, hands at sides.

Start Condition: Firearm is loaded and holstered.

Procedure: On the start signal, engage all targets from inside the fault lines.

Penalties: As per current edition IPSC rules.



START

RANGE 7, Stage 8

“Clean the Deck”

Type of Scoring: Comstock
Minimum Rounds: 8
Possible Points: 40
Start: Audible Signal
Stop: Last Shot

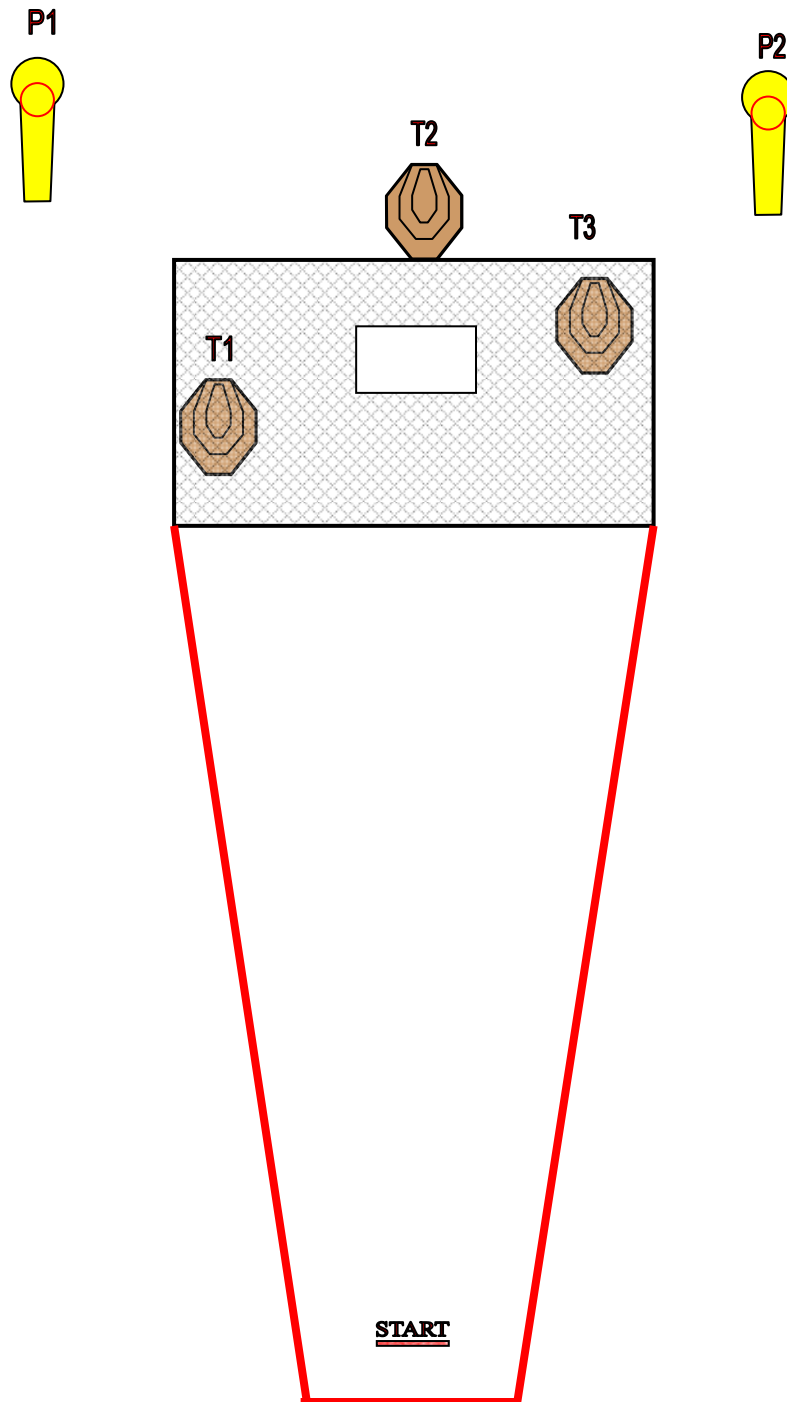
Type of Course: Short Course
Targets: 3 IPSC Paper Targets
2 Pepper Poppers
0 Steel Plates

Start Position: Standing relaxed, hands at sides.

Start Condition: Firearm is loaded and holstered.

Procedure: On the start signal, engage all targets from inside the fault lines.

Penalties: As per current edition IPSC rules.



RANGE 8, Stage 4

“Cannon Ball Run”

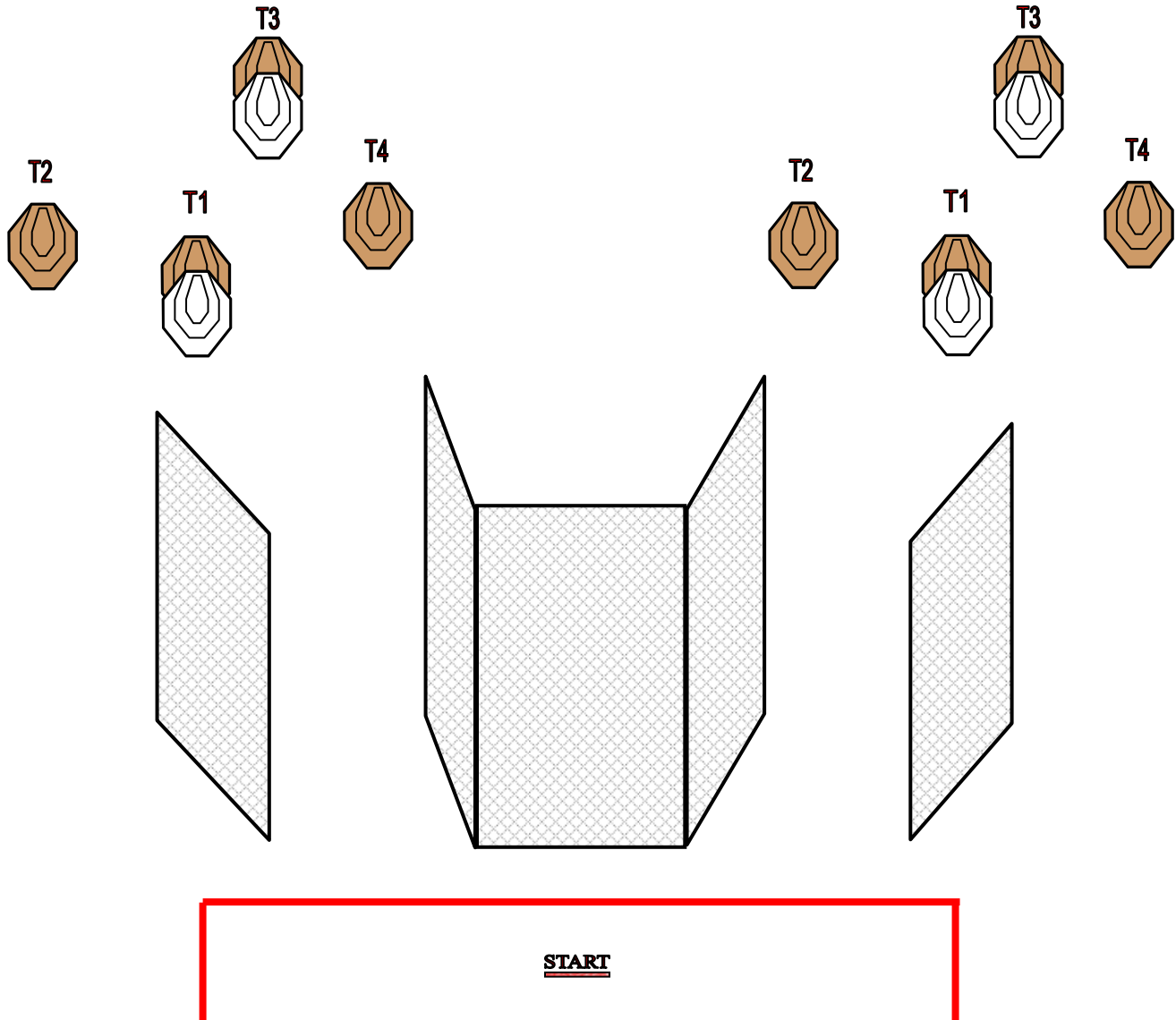
Type of Scoring: Comstock	Type of Course: Medium Course
Minimum Rounds: 16	Targets: 8 IPSC Paper Targets
Possible Points: 80	0 Poppers
Start: Audible Signal	0 Plates
Stop: Last Shot	

Start Position: Standing relaxed, hands at sides.

Start Condition: Firearm is loaded and holstered.

Procedure: On the start signal engage all targets from inside the fault lines.

Penalties: As per current edition IPSC rules.



RANGE 10, Stage 12



IPSC CLASSIFIER - STAGE: CLC-59

The International Practical Shooting Confederation - P.O. Box 972 Oakville, Ontario, Canada L6J 9Z9
Tel: (905) 849-6960 - fax: (905) 842-4323

Course of Fire Type: Medium Classifier Stage

Stage Procedure:

On start signal, from Area A, shoot T1-T6 with **one** round each in any order, perform a mandatory reload and from Area A, shoot T1-T6 with **one** round each per target.

Scoring:

Comstock

Targets:

6 Classic

Possible Points:

60

Minimum Rounds:

12

Start Position:

Standing relaxed in Area A, facing targets.

Start:

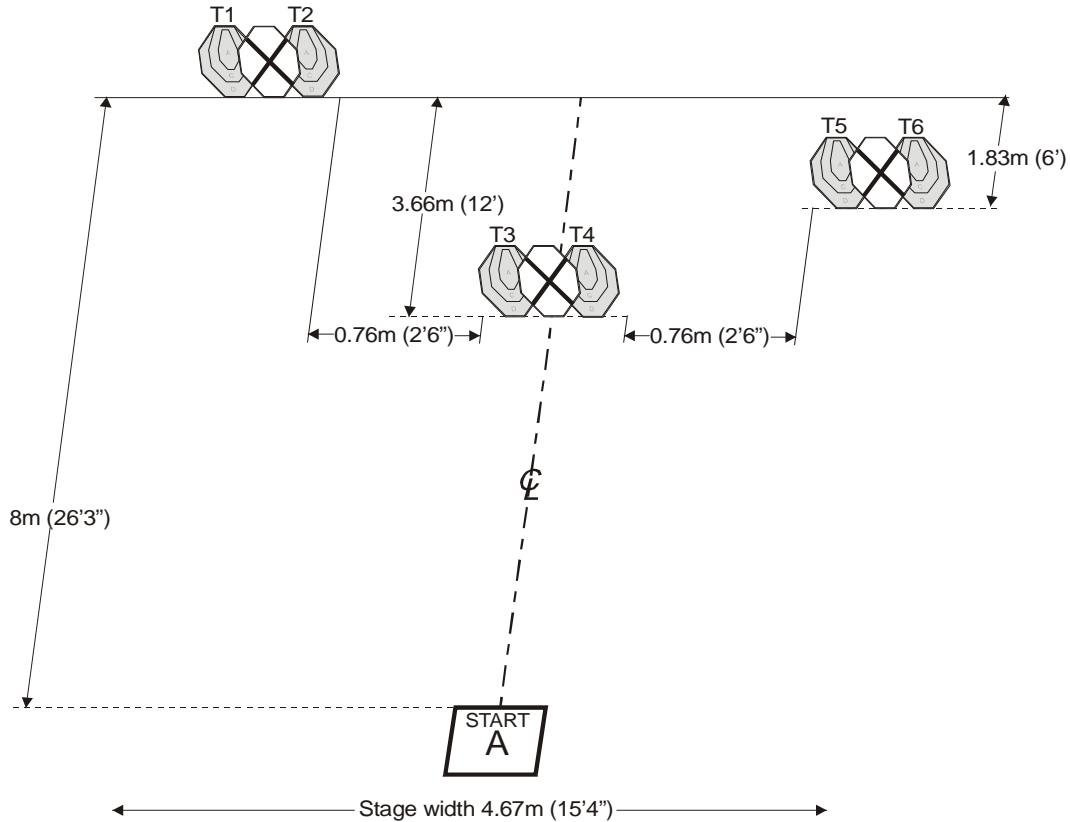
On audible signal

Stop:

Last shot

Penalties:

As per current edition IPSC rules



SETUP NOTES: Set targets T3 and T4 to 0.92m (3 feet) high at top of targets. T1, T2, T5, and T6 are set to 1.52m (5 feet) high at top of target. Set penalty targets so that they go from A zone to A zone. Area A is 3 feet by 3 feet. Penalty target on target T3 and T4 is centered on center line.

RANGE 11, Stage 13



IPSC CLASSIFIER - STAGE: CLC-61

The International Practical Shooting Confederation - P.O. Box 972 Oakville, Ontario, Canada L6J 9Z9
Tel: (905) 849-6960 - fax: (905) 842-4323

Course of Fire Type: Medium Classifier Stage

Stage Procedure:

On start signal, from Area A, shoot T1-T3 in any order, perform a mandatory reload, and shoot T1-T3 from Area A.

Scoring: Virginia Count

Targets: 3 Classic

Possible Points: 60

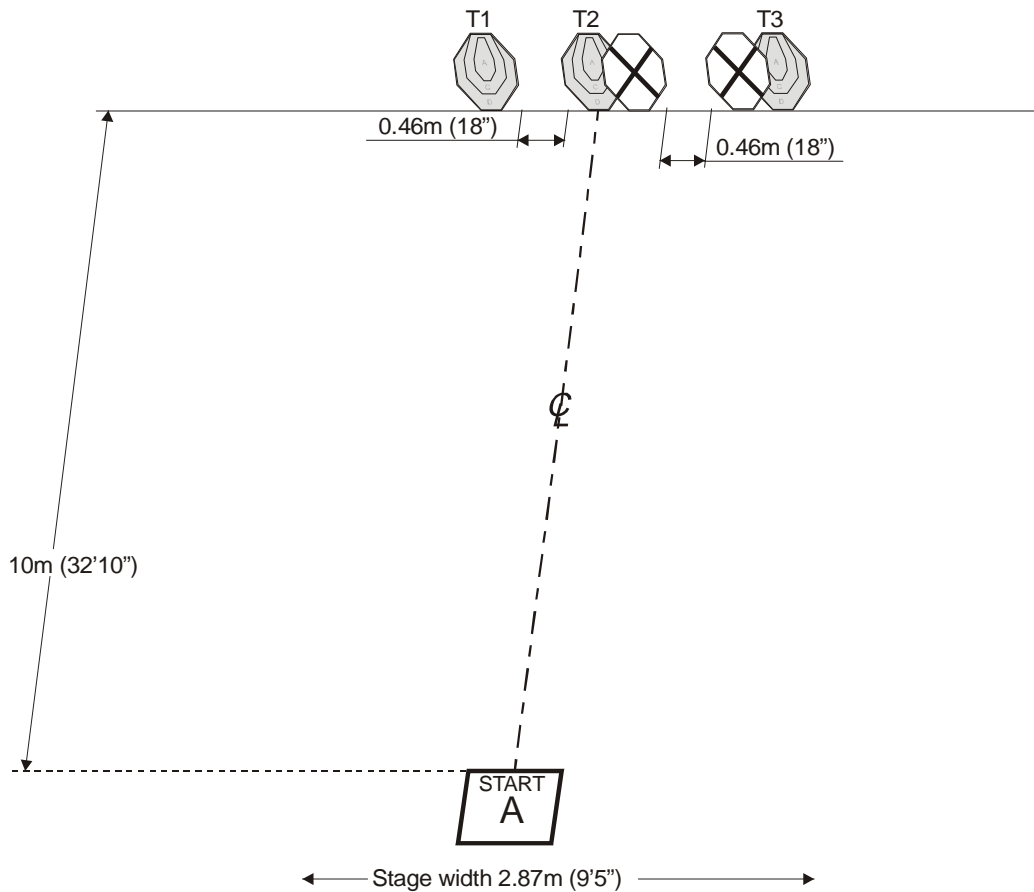
Maximum Rounds: 12

Start Position: Kneeling in Area A, facing down range, with both knees on the ground, fingers interlaced on top of head.

Start: On audible signal

Stop: Last shot

Penalties: As per current edition IPSC rules



SETUP NOTES: Set targets to 1.52m (5 feet) at top of targets. Penalty targets are placed on T2 and T3 so that scoring perforation of A zone is overlapped by scoring perforation of the penalty targets.

RANGE 12, Stage 14



IPSC CLASSIFIER - STAGE: CLC-03

The International Practical Shooting Confederation - P.O. Box 972 Oakville, Ontario, Canada L6J 9Z9
Tel: (905) 849-6960 - fax: (905) 842-4323

Course of Fire Type: Short Classifier Stage

Stage Procedure:

On the signal, using the **weak hand only**, pick up the pistol and shoot the targets in any order from Area A, **weak hand only**.

Note: The Pistol must lie flat on one side and may not be propped up in any artificial manner.

Scoring: Comstock

Targets: 2 Classic, 2 Classic Poppers

Possible Points: 30

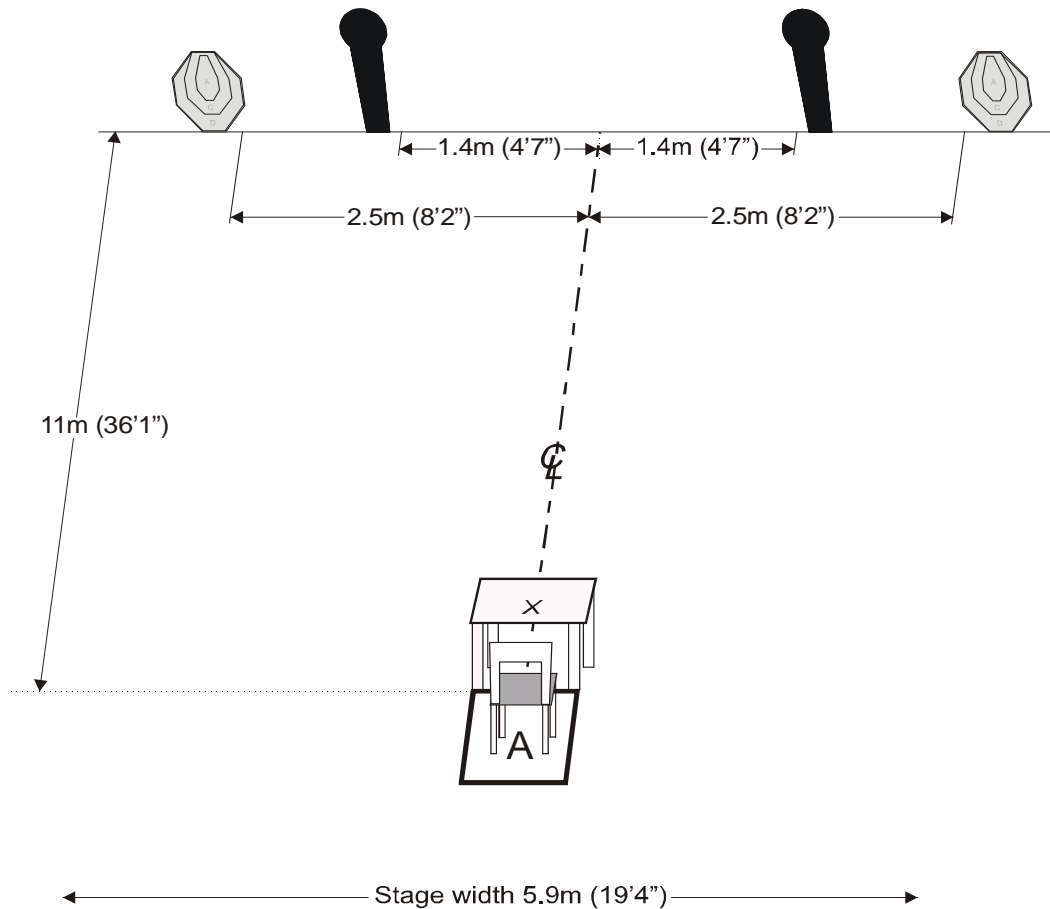
Minimum Rounds: 6

Start Position: Start seated in Area A, facing downrange with both hands on top of a table palms flat. Loaded pistol pointing downrange will be located on the X in between hands.

Start: On audible signal

Stop: Last shot

Penalties: As per current edition IPSC rules



Setup Notes: Set paper targets to 1.52m (5 feet) to the top of the targets. Area A, is 1m (3'3") by 1m (3'3"). Chair must be inside the confines of Area A. Table immediately in-front of area A. Center of X should be 10 inches (0.25m) from the edge facing Area A.

RANGE 13, Stage 9

"Pirate Breakfast"

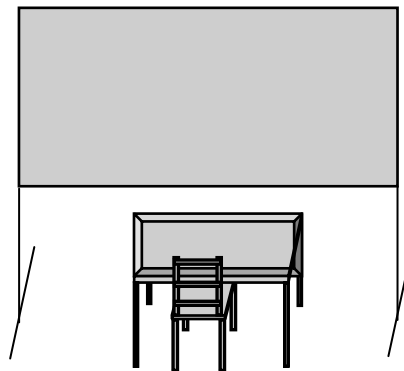
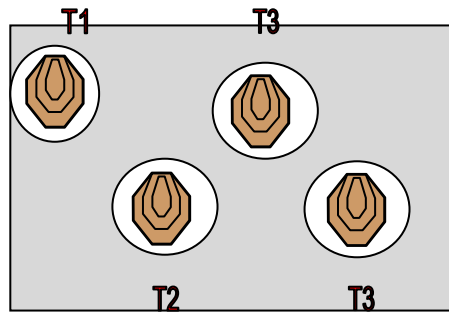
Type of Scoring: Comstock	Type of Course: Short Course
Minimum Rounds: 8	Targets: 4 IPSC Paper Targets
Possible Points: 40	0 Poppers
Start: Audible Signal	0 Steel Plates
Stop: Last Shot	

Start Position: Sitting on the chair, holding the spoon and knife in your hands.

Start Condition: Firearm is unloaded on the table on the weak hand site and all mags on the table on the strong hand site. No mags on belt.

Procedure: On the start signal, engage all targets.

Penalties: As per current edition IPSC rules.



START

RANGE 14, Stage 11

“Rough Sea”

Type of Scoring: Comstock	Type of Course: Short Course
Minimum Rounds: 9	Targets: 4 IPSC Paper Targets
Possible Points: 45	1 Mini Popper
Start: Audible Signal	0 Steel Plates
Stop: Last Shot	

Start Position: Standing behind the wheel with both hands on the wheel.

Start Condition: Firearm is loaded and holstered.

Procedure: On the start signal, engage all targets from inside the fault lines.

Penalties: As per current edition IPSC rules.

